




8

# GOD'S LOVE



# God chose us!

(from Ephesians 1:4, NIV).



6

3



2

7

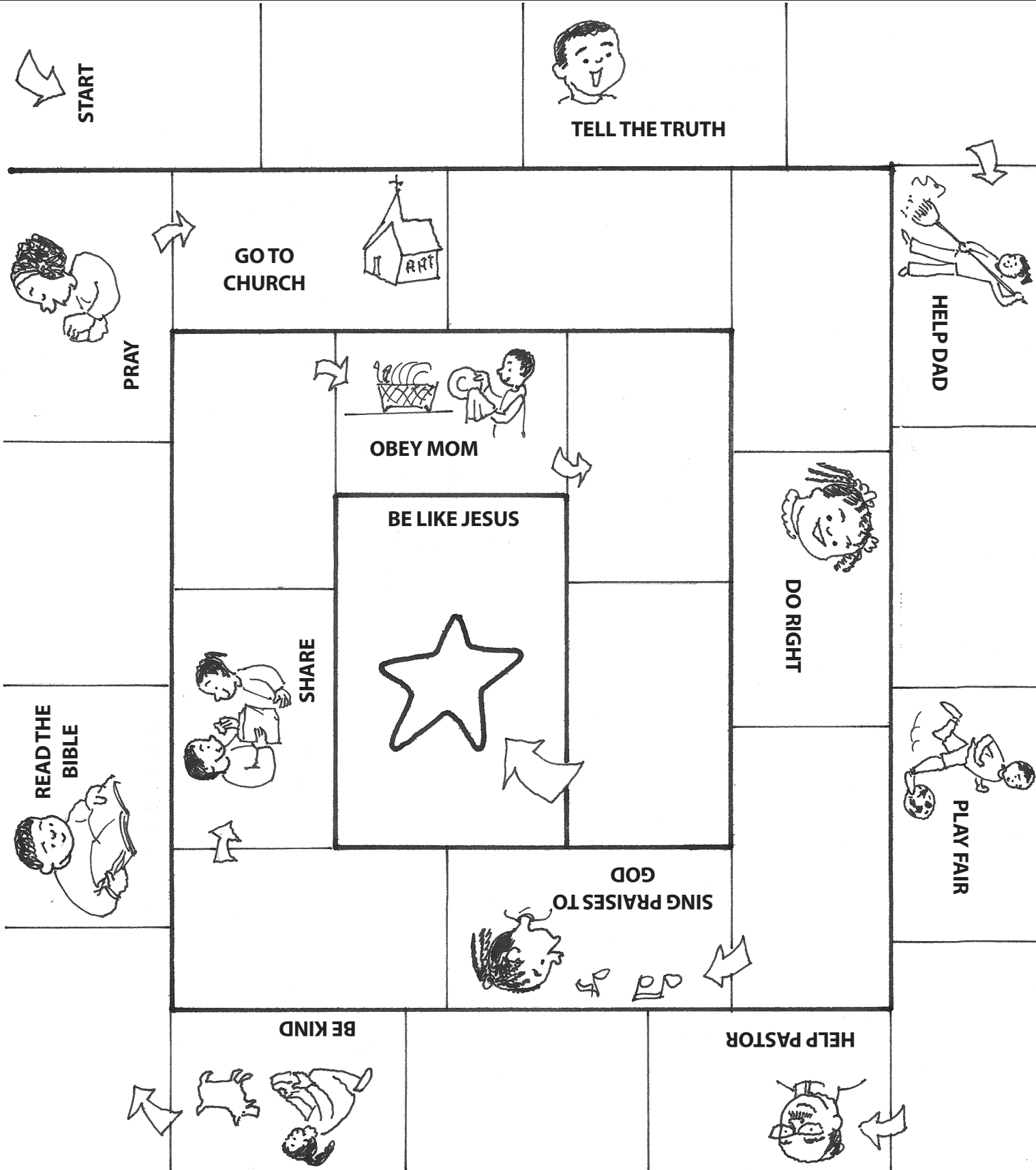
**Lesson 3:**

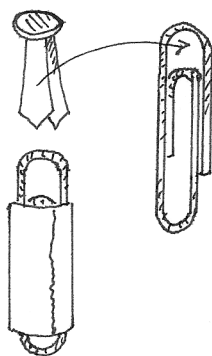

Color and cut out the activity page. Cut the two dark lines to make slits. The teacher may do this before class with a craft knife. Cut out the runner from the front cover. Slide the runner piece through the slits. Glue the activity page to a sheet of construction paper. Be careful to only put glue around the edge of the page. Slide the runner along the race track.



4

5





#### Lesson 4:

Color and cut out the basket from the activity page. Glue the basket to a sheet of construction paper. Be sure to only put glue on the sides and bottom edge of the basket. Leave the top edge open. Cut out the small square pictures from the front cover. Tape each picture to a craft stick. Tuck the sticks into the basket. See some of the many blessings God has given us.

#### Enrichment suggestion:

Students may cut out pictures from magazines or draw pictures of other blessings from God and tape them to craft sticks.

